



SKILLS FOR TOMORROW

Getting started online

Before you start, make a note of the wi-fi network name and password. This is normally found on a sticker underneath the wi-fi router.

Getting Online is like opening up a door into a new world – one packed with information and entertainment.

The internet can make it easier to do the things you are already doing, and help you try lots of new and exciting things too.

What you'll learn



- Connecting a device to wi-fi in the home
- How to search for something on the world wide web (www)

Helper's notes


Encourage your learner to carry out as many steps as possible to build their confidence. Try to avoid doing any steps for them. If they get stuck, show them, but then go back and ask them to do the same step independently.

You can print off this sheet to leave with them, to try out on their own.

Connecting to the internet:

1. Turn on your device (smart phone, tablet or computer)
2. Select **settings** on your device. This is normally shown as a cog 
 - If you are on a computer you might need to select the home menu first (ask your helper if you are not sure)
3. Select the **wi-fi icon** 
4. **Turn on** the **wi-fi** option. The device will start searching for available networks to connect to
5. Select the **network name** that you noted before starting
6. Then enter the wi-fi **password** you noted before starting. Remember this is usually printed on the back of your wi-fi router
7. Enter the **password** and select **connect**
8. The device will now connect to wi-fi.

The next time you turn on your device if you are near the same wi-fi router you will be connected automatically.



The internet can make it easier to do the things you're already doing, or try lots of new and exciting things too.

My notes

To view a website you will need to use a web browser.

The main web browsers are Edge, Google Chrome, Firefox and Safari. One of these is installed on all new devices.



Edge



Google
Chrome



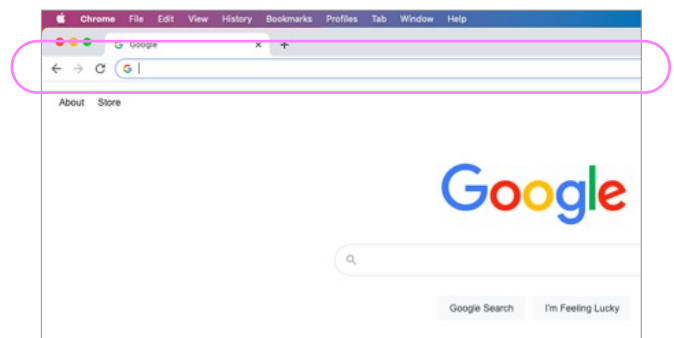
Firefox



Safari

Searching on the internet

1. Find the **icon** for the web browser and **select** it.
The browser will open and display a homepage
2. Select the **search bar**, sometimes called the '**address bar**'



3. Simply **type in** your question in the search bar then press **enter/return**
4. **Select the result** that looks most relevant from the list that appears

Search ideas:

- ☐ Look up the weather for the next few days
- ☐ Find and watch a funny cat or dog video
- ☐ Look up some pictures of your dream holiday

bt.com/skillsfortomorrow

Now that you're online why not check out the **helping others** page on the BT Skills For Tomorrow site. You'll find more creative and fun ways to make the most of being online.